


LED Tri-proof Batten Light with Sensor | 16W



Motion+daylight sensor
Detection area: 2.5-4 metres
Hold on time: OFF/30s/10min/30min
With remote control

Shenzhen ERS Technology

Factory Add: C209, Baohuasen International Center, Qianjin Second Road, Xixiang Town, Bao'an District, Shenzhen, China

Warehouse Add: 57 Tarnard Dr, Braeside VIC 3195

Tel: 048 470 3010

Email: info@erstech.com.au



IPART
Independent Pricing and Regulatory Tribunal
New South Wales



LM-80 TM 21 LM 79
ISTMT LCP



Victorian
Energy
Upgrades



APPLICATION

Indoor and outdoor lighting,with IP65,it can be used at chick en farm,basement,car pariking, warehouses,corridors,outside of building,etc



SPECIFICATIONS

Item No.	ERS-BR16W120S
Product Size (mm)	1200X96X83
Power	16W
Lumen	2400lm
Sensor	Daylight & Microwave Motion Sensor, Sensing distance 2.5-4m
Input Voltage	AC220-240V, 50Hz
Opal Diffuser Material	PC
Body Material	PC
Body Colour	Grey
Clips	stainless steel clips
Driver Brand	ERS driver (3 years warranty)
Efficiency	150lm/w
LED Type	SMD 2835
CCT	3000K,4000K,5000K,5700K
CRI	Ra > 80
Power Factor	> 0.9
Beam Angle	120°
IP Rating	IP65
Working Temperature	-20°C~+45°C
Warranty	3 years

Shenzhen ERS Technology

Factory Add: C209, Baohuasen International Center, Qianjin Second Road, Xixiang Town, Bao'an District, Shenzhen, China
Warehouse Add: 57 Tarnard Dr, Braeside VIC 3195

Tel: 048 470 3010

Email: info@erstech.com.au



IPART
Independent Pricing and Regulatory Tribunal
New South Wales



LM-80 TM 21 LM 79
ISTMT LCP



Victorian Energy Upgrades



ESSENTIAL SERVICES COMMISSION

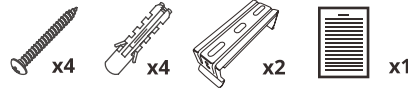
LED MANUAL INSTRTION





Safety Notice:

- ❶ Installation should be done by registered electricians.
- ❷ Before replacing the driver, please switch off the power supply and wait until it cools down completely.
- ❸ Never touch the working luminaire
- ❹ In any case of malfunction, switch off the power supply immediately, and do not try to repair it yourself.
- ❺ Repairment should only be done by registered electricians or official service agent.

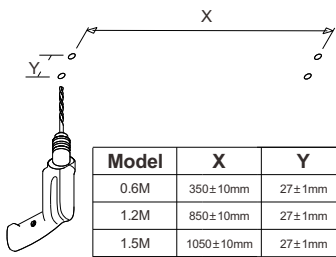
Include



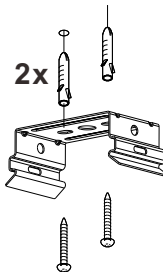
Not Include



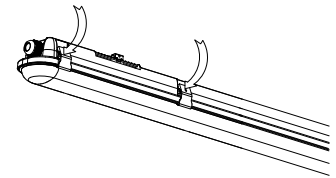
1. Switch off the power supply before installation.



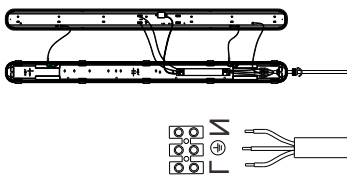
2. Drill a 6mm hole.



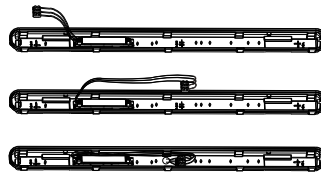
3. According to the fixing hole centre, install expansion bolts and screws, install the bracket.



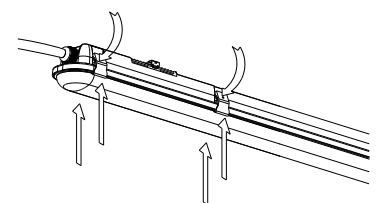
4. Unbuckle the clips, take out the diffuser.



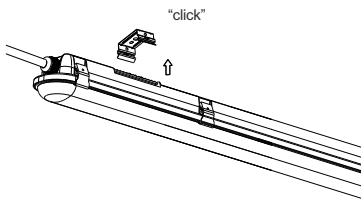
5. Connect wires from lamp side: Install the terminal strip on the side, then connect wires ,L to L, N to N, GND to GND.




6. Connect wires from middle: Remove the terminal strip from side part, and install it to the middle, then connect wires,L to L, N to N, GND to GND.



7. Close the luminaire.



8. Fix the luminaire with the brackets.



9. Switch off the power supply before installation.



10. Finish installation.

Shenzhen ERS Technology

Factory Add: C209, Baohuasen International Center, Qianjin Second Road, Xixiang Town, Bao'an District, Shenzhen, China
Warehouse Add: 57 Tarnard Dr, Braeside VIC 3195

Tel: 048 470 3010

Email: info@erstech.com.au



IPART
Independent Pricing and Regulatory Tribunal
New South Wales



Victorian
Energy
Upgrades



LM-80 TM 21 LM 79
ISTMT LCP



PACKING

Item No.	ERS-BR16/20/24/36/40W120S
Carton Size (mm)	1212X210X267
N.W.(KG)	7
G.W. (KG)	8.9
QTY/CTN	6

Shenzhen ERS Technology

Factory Add: C209, Baohuasen International Center, Qianjin Second Road, Xixiang Town, Bao'an District, Shenzhen, China

Warehouse Add: 57 Tarnard Dr, Braeside VIC 3195

Tel: 048 470 3010

Email: info@erstech.com.au



IPART
Independent Pricing and Regulatory Tribunal
New South Wales



LM-80 TM 21 LM 79
ISTMT LCP

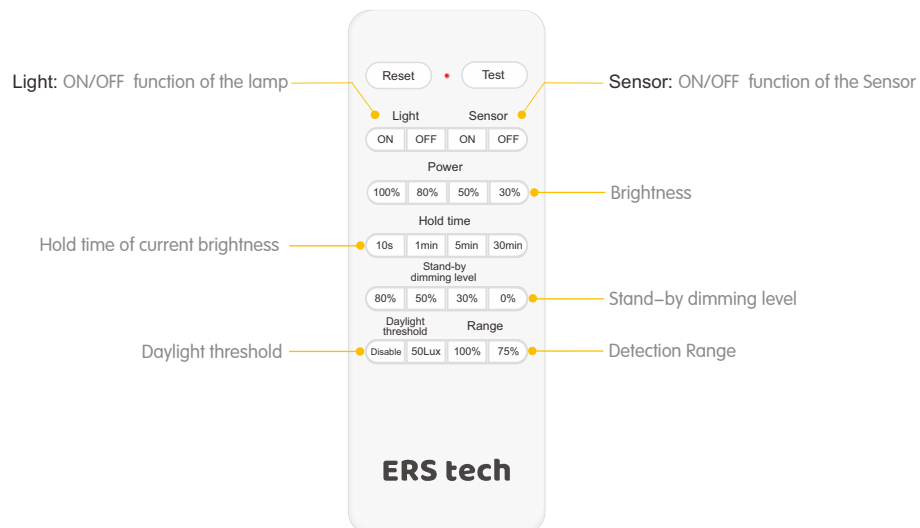


Victorian Energy Upgrades



ESSENTIAL SERVICES COMMISSION

DETAILS



Shenzhen ERS Technology

Factory Add: C209, Baohuasen International Center, Qianjin Second Road, Xixiang Town, Bao'an District, Shenzhen, China
 Warehouse Add: 57 Tarnard Dr, Braeside VIC 3195

Tel: 048 470 3010
 Email: info@erstech.com.au



IPART
 Independent Pricing and Regulatory Tribunal
 New South Wales



Victorian Energy Upgrades



LM-80 TM 21 LM 79
ISTMT LCP

